


Vectrex[™]
ARCADE SYSTEM


RIP OFF*



GCE[™]
ENTERTAINING NEW IDEAS[™]

© General Consumer Electronics, Inc. 1982. Santa Monica, CA 90401.
All Rights Reserved.

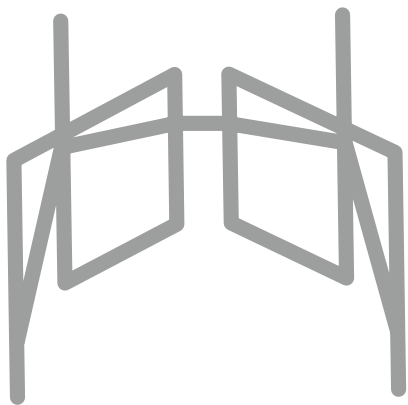
* Designates trademark of Cinematronics, Incorporated.
Manufactured under license from Cinematronics, Incorporated.
Copyright ©1980 Cinematronics, Incorporated.



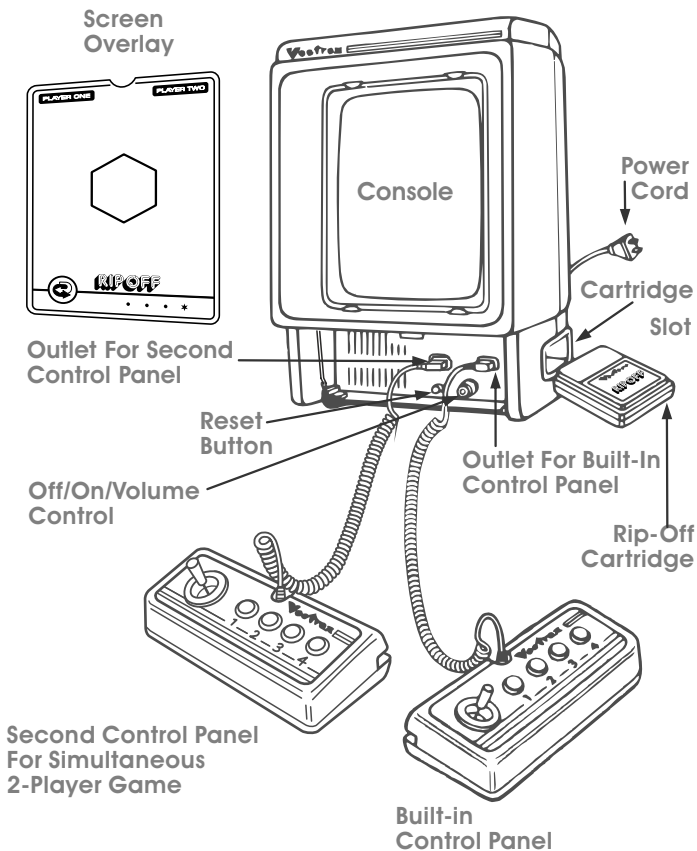
RIP OFF*



Beware of scavenging pirates trying to steal your precious fuel cells! The more pirates you destroy, the faster their successors become. Guard your tanks carefully . . . you are always outnumbered!



Setting Up



- Make sure the console power cord is plugged into a 120 volt AC 60 cycle electrical outlet.
- Check to be sure the plug for the built-in control panel is firmly seated in the control panel outlet on the right.
- For simultaneous 2-player game play, plug second control panel (sold separately) into the control panel outlet on the left.
- Make sure the console is turned OFF before inserting the cartridge. Insert the cartridge into the slot with the label side up. Be sure it is firmly inserted to the guideline marked on the cartridge.
- Insert the screen overlay behind the tabs at the top and bottom of the screen.
- Turn the OFF/ON/VOLUME CONTROL to the ON position (clockwise). You will see the Vectrex title for a few seconds, then the name of the game.
- Adjust the volume control to the desired listening level.

Rip-Off Controls

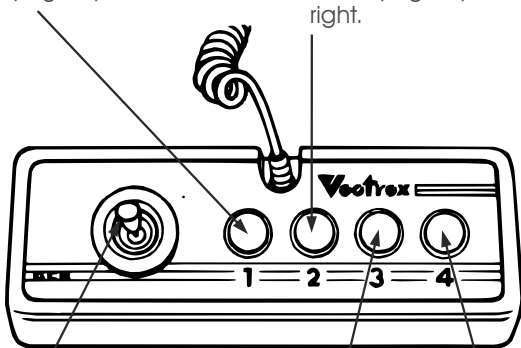
As a one player game, Rip-Off is designed to be played with the built-in control panel. For two player game play, a second control panel is needed (sold separately). The functions of the controls are the same on both panels, as follows:

Left Rotation

Rotates your pirate - destroying ship to the left

Right Rotation

Rotates your pirate - destroying ship to the right.



Rotates your pirate - destroying ship. Pushing to the right rotates clockwise. Pushing to the left rotates counter clockwise.

Thrust
Moves your ship forward.

Fire
Shoots lasers at pirates.

How To Play

Player Selection

Rip-Off can be played as a one or two player game.

When **PLAYER 1** appears on the screen, press Button 1

1
GAME
1

on the built-in control panel once to switch to a two player game. **PLAYER 2** will then show on the screen.

2
GAME
1

When played as a two player game, a second control panel is necessary. You can return to a one player game by pressing Button 1 again before starting game play.



Game Selection

You can select any of the 16 different game play options. Each game play option determines the number of available fuel cells and which characters can wraparound the screen (e.g. leave on the left side of the screen and return on the right). The game play options are as follows:

W R A P A R O U N D					
Game Number	Number of Fuel Cells	Pirate - Destroying Ship	Pirates	Lasers	
1	8				
2	8				✓
3	8		✓		
4	8		✓	✓	
5	8	✓			
6	8	✓			✓
7	8	✓	✓		
8	8	✓			✓
9	4				
10	4				✓
11	4		✓		
12	4		✓	✓	
13	4	✓			
14	4	✓			✓
15	4	✓	✓		
16	4	✓	✓	✓	

When **PLAYER** appears on the screen, press Button 2



1
GAME
1

to change to the game you wish to play. For example, if you press Button 2 twice, **PLAYER** will appear



1
GAME
3

on the screen. This will give you game play option 3. If you do not choose a particular game, Game 1 will be chosen for you.

Starting Game Play

Once you select the number of players and the game play option, press Button 4 to start game play.

Game Play

Your pirate-destroying ship will appear on the right side of the screen. In a two player game, a second pirate-destroying ship will appear on the left side of the screen. Your fuel cells will be in the center. You must guard your fuel cells from the pirates who will try to steal them. The pirates can appear from anywhere on the screen. Steer your ship with either the Joystick or Buttons 1 and 2, for left and right

rotation. Move your ship forward by pressing Button 3. Press Button 4 to fire lasers at the pirates. The pirates can be destroyed by colliding with them, but you will then have to wait for your new pirate-destroying ship to appear before you can fire more lasers. The game is over when all the fuel cells are stolen.

The Pirates

There are six types of pirates. Each new type is faster and smarter. They can all steal fuel tanks and fire lasers at you. In a one player game, two pirates of the first type will appear. If you destroy them, two pirates of the second type will attempt to steal fuel cells, and so on. After all six pirate types appear, two at a time, they will start appearing three at a time. In a two player game, you start with six of each type of pirate, appearing 3 at a time.

Getting Hit

If you are hit by a pirate or collide with a pirate or the other ship (in two player game only), you will disappear. After a brief delay, you will return from the side on which you first entered.

Scoring

Points are awarded for destroying each pirate, as follows:

Pirate 1	-	10 points
Pirate 2	-	20 points
Pirate 3	-	30 points
Pirate 4	-	40 points
Pirate 5	-	50 points
Pirate 6	-	60 points

No points are awarded for destroying the other pirate-destroying ship (two player game).

Bonus Points

After destroying all six types of ships you go to the bonus levels. When “Bonus +10” appears on the screen, 10 additional point are earned for each pirate destroyed. After destroying 6 more pirate groups “Bonus +20” will appear. The bonuses will continue to increase for each six pirate groups destroyed.

High Score Memory

As long as your machine is on, with the Rip-Off cartridge in place, the high score is retained. Once the machine is turned off and the cartridge removed, the high score is lost. To view the high score, press the Reset Button on the console.

Restarting Game

If you wish to restart a game, press the Reset Button on the console.

90 Day Limited Warranty

This warranty is valid only for service in the country of purchase. General Consumer Electronics, Inc. warrants to the original purchaser of this cartridge that the product will be free of defects in material or workmanship for 90 days from the date of purchase. During this warranty period, the product will be repaired or replaced with a new or reconditioned unit, at our option, without charge.

The original purchaser must return the product to the dealer with proof of the date of purchase or mail it, properly packaged, prepaid and insured to: General Consumer Electronics, Inc., 233 Wilshire Boulevard, Santa Monica, CA 90401.

If you return the product without proof of the date of purchase, or after the 90-day warranty period has expired, it will be repaired or replaced with a new or reconditioned unit, at our option, for a \$15.00 service charge. Please include a check or money order in the full amount along with your name, address, city, state and zip code. This non-warranty service will only be available within one year from the date of purchase.

Damage caused in transit, by abuse, accident, negligence or through repairs made by others is not covered by the warranty. Any implied warranties are limited to the 90 day period from the original date of purchase.

This warranty gives you specific legal rights, and you may also have other rights which vary from state to state so that the foregoing limitations may not entirely apply.

United Kingdom - This undertaking is in addition to consumer statutory rights and does not affect those rights in any way.

Order Form For Replacement Screen Overlays

Additional screen overlays may be ordered by completing this form and mailing it with your check or money order for \$2.00 each. Address check or money order to:

**GCE, Vectrex Screen Overlays, P.O. Box 8123,
San Francisco, CA 94128.**

Please allow 2-3 weeks for delivery. Offer subject to availability. **NOTE: Separate cartridges are needed for the overlays listed below.**

		Quantity (fill in)		Cost (fill in)
Mine Storm	HO-4000	_____	@\$2.00 =	_____
Armor Attack	HO-4010	_____	@\$2.00 =	_____
Berzerk	HO-4020	_____	@\$2.00 =	_____
Clean Sweep	HO-4030	_____	@\$2.00 =	_____
HyperChase	HO-4040	_____	@\$2.00 =	_____
Cosmic Chasm	HO-4050	_____	@\$2.00 =	_____
Rip-Off	HO-4060	_____	@\$2.00 =	_____
Scramble	HO-4070	_____	@\$2.00 =	_____
Solar Quest	HO-4080	_____	@\$2.00 =	_____
Space Wars	HO-4090	_____	@\$2.00 =	_____
Star Hawk	HO-4100	_____	@\$2.00 =	_____
Star Trek	HO-4110	_____	@\$2.00 =	_____
Blitz!	HO-4120	_____	@\$2.00 =	_____
OTHER	_____	_____	@\$2.00 =	_____
	(specify)			

Total Overlays Ordered _____ **Total Cost \$** _____

CA Residents Add 6% Sales Tax \$ _____

Total Amount Enclosed \$ _____

Name _____ Phone () _____

Address _____

City _____ State _____ Zip _____

